








The free standing coat rack STDK is a stylish coat rack that seamlessly integrates into the surrounding architecture. Whether you want to put it up in the reception area or a boardroom your guests will be offered the perfect stand for their wardrobe made from high quality materials like alloy and stainless steel. Ideally complemented with an optional umbrella holder.

Our coat racks are GUV safety standard tested coat racks bearing the GS seal and can be used in schools, gyms and public building

Illustration
 Article No. **STDK 1 1 1** and **STDK 4 1 1**



A Hook Tops	B Umbrella holder		C Mobility
 1  4	 1	 2	 1
<p>▲ Choose between the number of hook tops</p> <p>1 1 hook top</p> <p>4 4 hook tops</p>	<p>▲ Choose between umbrella holder options</p> <p>1 With umbrella holder</p> <p>2 Without umbrella holder</p>	<p>▲ Choose between the mobility options</p> <p>1 Without wheels</p> <p>2 2 wheels tilted movable (the 4 hook tops version only)</p>	 2

i Hooks and racks

	coat hooks	hat rack
A1	8	4
A4	32	16

Now configure your desired coat rack. The product base number together with your selection create the article number. Using this number you can order from us by phone or by email:

Tel. +49-2334 9096-10
info@garderoben-haarmann.de

Basisnumber

A	B	C
STDK		

For more information on ordering and your article number please see page 2!

Technical details as at 01/2018. Subject to modification

Configure your desired coat rack

Order

1.

Assemble your desired coat rack using the fact-sheet. This will then be individually manufactured according to your requirements - Quality directly from the manufacturer!

3.

Order using your article number by phone or by email:

Tel.+49-2334 9096-10
info@garderoben-haarmann.de

The correct article number

2.

Select from the respective options in the categories A-F. The result is the article number, which you use to order directly from us.

If you still have questions, then simply call us or send us an e-mail.



How can I get my correct article number?

Easy. For example you want to configure and order the coat rack stand 70*28?

Proceed as follows: First of all select the desired profile from category **A** e.g. option 2 - the right corner profile 65*22mm. The first digit after the base number **RG70*28** is 2.

Select the respective options from the remaining categories. The last 3 or 4 digits are taken from the length of the coat rack, category **F**. For example If you select for a 660 mm long coat rack, the last 3 digits of the article number will be 660.

