

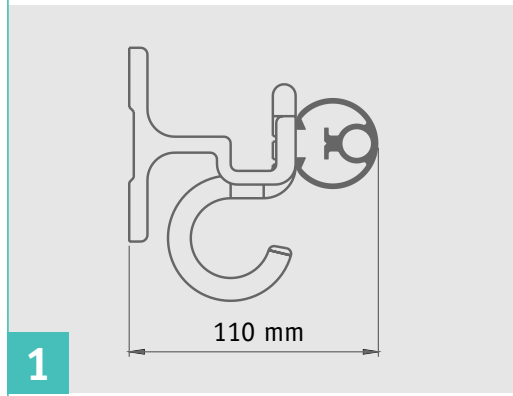
The **wall mounted coat rack 40S** is an IFA-certified safety wall-mounted coat rack with the GS symbol for use in schools and sports facilities. It is designed for heavy loads, very solid and demonstrates it's high quality in daily use over many years.

See **accessories** for issue tags and additional options.

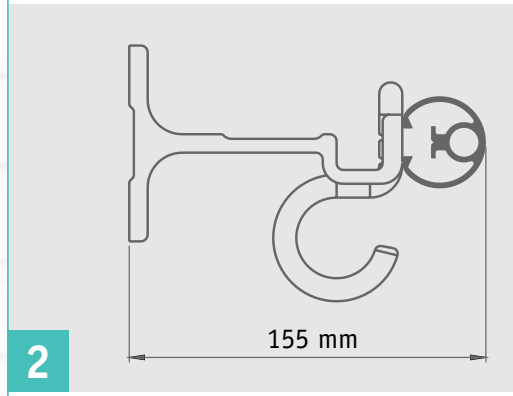


Illustration: Art.-No. **WG40S 112 1000**

A Profile options



1 110 mm




2 155 mm


▲ Choose the overhang from the following

- 1 Overhang 110 mm
- 2 Overhang 155 mm


B Hook options




1



2



3

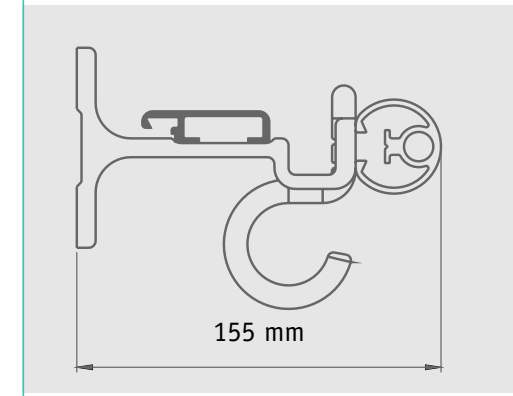


4

▲ Choose between the following hook options

- 1 alternate 3 position and 2 position hooks
- 2 3 position hooks
- 3 2 position hooks
- 4 profile hooks

C Hat rack



155 mm

▲ Choose between the hat rack options (only 155mm overhang)

- 1 with hat rack
- 2 without hat rack

D Length

Length mm	600	700	800	900	1000	1100	1200	1300	1400	1500	1600	1700	1800	1900	2000	
B1	Hat rack	3	4	4	5	5	6	6	7	7	8	8	9	9	10	10
	Coat rack	10	14	14	18	18	22	22	26	26	30	30	34	34	38	38
B2	Hat rack	4	4	5	6	6	7	8	8	9	10	10	11	12	12	13
	Coat rack	8	8	10	12	12	14	16	16	18	20	20	22	24	24	26
B3	Coat rack	12	14	16	18	20	22	24	26	28	30	32	34	36	38	40
B4	Coat rack	6	7	8	9	10	11	12	13	14	15	16	17	18	19	20



Now configure your desired coat rack. The product base number together with your selection create the article number. Using this number you can order from us by phone or by email:

Tel. +49-2334 9096-10
info@garderoben-haarmann.de

Base number

A	B	C	D
WG40S			

For more information on ordering and your article number please see page 2!

Configure your desired coat rack

Order

1.

Assemble your desired coat rack using the fact-sheet. This will then be individually manufactured according to your requirements - Quality directly from the manufacturer!

3.

Order using your article number by phone or by email:

Tel.+49-2334 9096-10
info@garderoben-haarmann.de

The correct article number

2.

Select from the respective options in the categories A-F. The result is the article number, which you use to order directly from us.

If you still have questions, then simply call us or send us an e-mail.



How can I get my correct article number?

Easy. For example you want to configure and order the coat rack stand 70*28?

Proceed as follows: First of all select the desired profile from category **A** e.g. option 2 - the right corner profile 65*22mm. The first digit after the base number **RG70*28** is 2.

Select the respective options from the remaining categories. The last 3 or 4 digits are taken from the length of the coat rack, category **F**. For example If you select for a 660 mm long coat rack, the last 3 digits of the article number will be 660.

